

Switching System

- Electronically monitored switch module with inbuilt circuit monitoring and protection.
- Each output surge protected to 8A.
- 6 inputs, 6 outputs – 12V.
- 5 inputs, 5 outputs – 24V.
- Compact design.
- Save space and installation time.
- Eliminates excess wiring.
- Multi-voltage.
- Epoxy filled for enhanced moisture and vibration protection.



ESM Mini

Voltage :		12-24V
Inputs :	6 x 12V	5 x 24V
Outputs :	6 x 12V	5 x 24V
Max. Output Current Rating (per output):		7A
Max. Output Current Rating (total):		20A
Body :		ABS
Cable Length :		120mm
Operating Temperature :		-40°C to 85°C

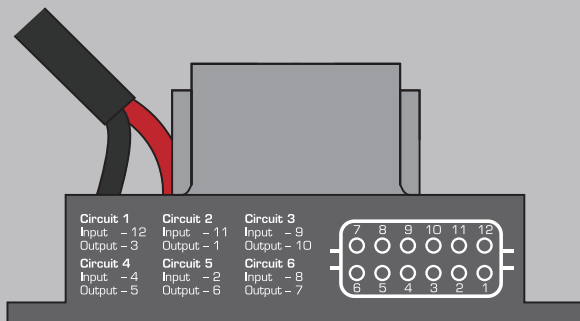


The ESM Mini is a compact, electronically controlled switch module with inbuilt circuit monitoring and protection.

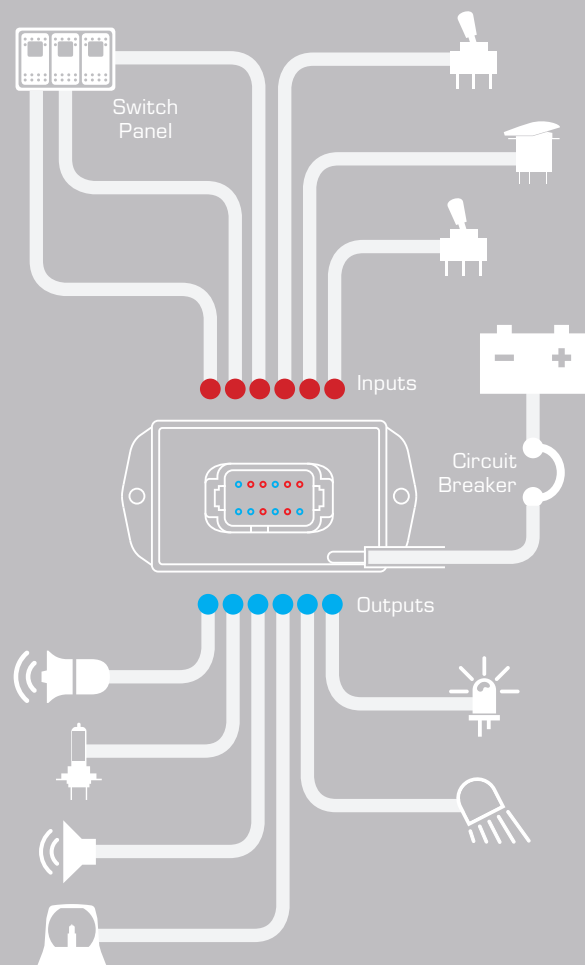
The unit can be used in any application where conventional circuit protection may have been used in the past.

The ESM Mini can be used for any application, from connecting auxiliary lighting off original vehicle tails lights, eg Minebar hook up, to monitoring and protecting a range of auxiliary equipment switched off the original vehicle inputs or from after market toggle, rocker switches etc.

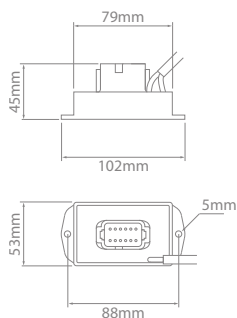

If a short circuit or over current condition presents on any of the outputs then the affected output will shut down. This circuit will then cycle 3 times (on/off) and if the over current situation is still present the output will then be locked in the off state until the fault is rectified and the input is reset.



Inductive loads must not be used on the input or output circuits without additional external protection. Failure to do so may result in damage to the unit and will void warranty.



Switching Systems



ESM Mini Kit

Part No.	Voltage	Switching
ESM006	12-24	Positive

- Kit Contains :
- 1 x ESM006 Control Module
 - 1 x Connector (DT06-12SA)
 - 1 x Wedge (W12S)
 - 8 x Sealing Blank Size 12-6 (114017)
 - 12 x Socket Size 16 Green Band (0462-209-16141)
 - 1 x Connector (DTPO6-2S)
 - 1 x Wedge (WIP2S)
 - 2 x Socket Size 12 (0462-203-12141)



DET12, DET16



HDT-48-00



DET-RT



CB255-XX



WSBFH

Accessories & Related Products

Part No.	Description
DET12	Crimp tool. Size 12
DET16	Crimp tool. Size 16
HDT-48-00	Crimp tool. Size 12, 16, 20 & 22
DET-RT	Multi-use hook tool
CB255-XX	Circuit breaker panel mount series XX are current rating (A) in numbers, available with 10, 15, 20, 25, 30, 35, 40, 50
WSBFH	ATC fuse holder kit – 30A Kit Contains: 5 x Housing, 5 x Plugs, 10 x Terminals