
Electronics



Electronics



Voltage Converters **178**



RCD/GPO Inverters **181**




Pure Sine Wave Inverters **182**



AC to DC Battery Chargers **184**



DC to DC Battery Chargers **185**



Power Supply **186**



Digital Inclinometer **187**



Battery Monitor Plus **188**



Hour Meters **190**



Brake Controllers **191**



P5027



ED-DC1224-10


- High efficiency & long life.
- Easy to install.
- Transient, short circuit, over-voltage & over temperature protected.
- Multiple ED series units can be installed to modify overall output.
- P5027M model features radio memory function.
- NG/REC models encapsulated for enhanced resistance to vibration and humidity.
- Select models supplied with an LED status indicator.
- 2 or 5-year warranty.



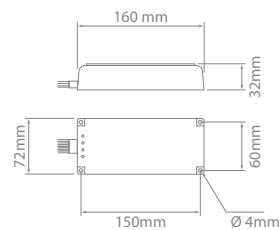
Approvals :

ED Series, P502 Series
ED Series

C-Tick
CE
RoHS




LED status indicator




Voltage Converters – Multi Circuit

Part No.	Function	Input Voltage	Output Voltage	Circuits	Power Rating (W)	Weight (kg)
NGVR11	Reducer	24	12	4	450	0.4

For use with incandescent and LED lighting only.




P5027



P5027M

Features radio memory function



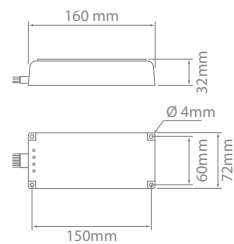
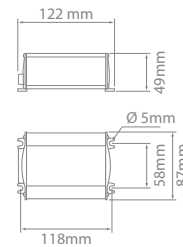
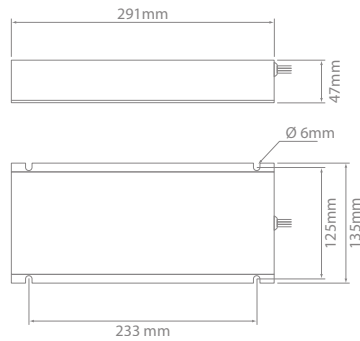
P5028



VR4



ED-DC2412-20



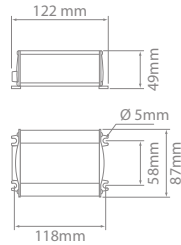
REC2412-30NG

Voltage Converters

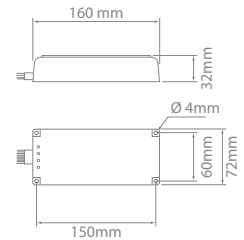
Part No.	Function	Input Voltage	Output Voltage	Circuits	Current Rating (A)	Weight (kg)
P5027	Reducer	15 – 38	13.2	1	10	0.2
P5027M*	Reducer	15 – 38	13.2	1	10	0.2
P5028	Reducer	18 – 38	13.2	1	20	0.3
VR4	Reducer	20 – 30	13.5	1	14	1.0
ED-DC2412-20	Reducer	20 – 30	13.8	1	20	0.5
REC2412-30NG	Reducer/Equaliser	22 – 30	15	1	40	0.6

* Features 12V/100mA accessory switched output (radio memory function).





ED-DC1224-10

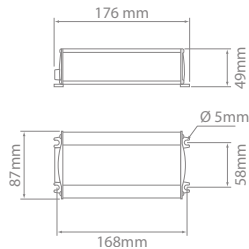


VDBC1224-20



Voltage Converters – Doublers

Part No.	Function	Input Voltage	Output Voltage	Circuits	Current Rating (A)	Weight (kg)
ED-DC1224-10	Doubler	9 – 18	25	1	10	0.5
VDBC1224-20	Charger/Doubler	11.5 – 15.5	29	1	20	0.6



Isolated Voltage Converter

Isolated voltage converters (also known as Galvanic Isolated) provide full dielectric isolation (no electric contact) between input and output circuits by means of a high frequency converter, which may be a safety requirement for certain applications.

Isolated units also have strong noise and interference blocking capabilities thus providing a cleaner DC source for sensitive loads.

Typical applications requiring isolated voltage converters are – Communications, Entertainment & Navigation Systems, Forklifts etc.

Voltage Converters – Galvanic Isolation

Part No.	Function	Input Voltage	Output Voltage	Circuits	Current Rating (A)	Weight (kg)
ED-DC1212-15G	Equaliser	9 – 18	12.5	1	15	0.6
ED-DC2412-15G	Equaliser	20 – 35	12.5	1	15	0.6
ED-DC2424-7.5G	Equaliser	20 – 35	24	1	7.5	0.6
ED-DC1224-7.5G	Doubler	9 – 18	24	1	7.5	0.6

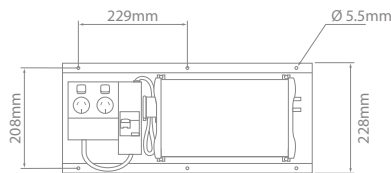
- AS/NZ 4763-2011 approved portable inverter.
- Pure sine wave output.
- RCD switch with M.E.N. for improved workplace safety.
- High surge capacity.
- Transient, short circuit, over-voltage & over temperature protected.
- Audio alarm & warning/error codes for easy diagnosis.
- Remote switch panel included.
- Ideal for telecommunication, emergency, council vehicles, caravan, camper trailer & marine applications.
- 5-year warranty.



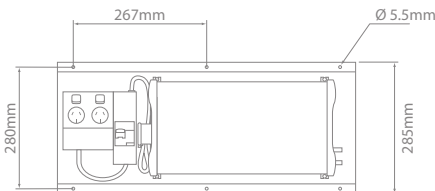
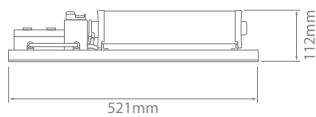
ED-IV1012R



Input Voltage : 10.5–15.5VDC
 AC Output : 230VAC 50Hz
 General Power Outlet : 2
 Cable Length : Remote Panel 6m
 Approvals : CE, C-Tick & 'e' marked
 Operating Temperature : 0°C to 40°C



ED-IV1012R



ED-IV2012R



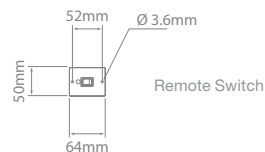
Double pole dual GPO
(General Power Outlet)

RCD (Residual-Current
Device) Safety Switch

Remote switch panel
with 6m cable



ED-IV1012R



RCD/GPO Inverters

Part No.	Output Power (W)	Output Current (A)	Weight (kg)
ED-IV1012R	1000	4.3	5.5
ED-IV2012R	2000	8.7	8.5



ED-IV1012



ED-IV4012



- Pure sine wave output.
- High surge capacity.
- Transient, short circuit, over-voltage & over temperature protected.
- Audio alarm & warning/error codes for easy diagnosis.
- 12V & 24V models available.
- Australian general power outlets on all models.
- Select models include a 5V USB port.
- LCD panel for control and monitoring on select models.
- Switch panels can be remotely mounted.
- 5-year warranty.

AC Output :
 Approvals :
 Operating Temperature :

230VAC 50Hz
 CE, C-Tick & 'e' marked
 0°C to 40°C



Australian GPO

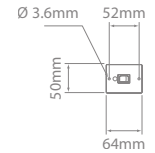
5V USB charging port (5V 750mA)

ED-IV2012

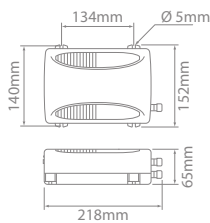


5Yrs

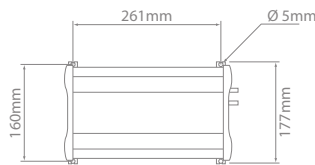
Remote switch panel with 6m cable



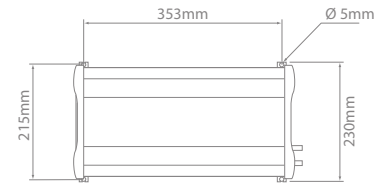
Remote Switch Panel



ED-IV4012



ED-IV1012



ED-IV2012

Pure Sine Wave Inverters

Part No.	Input Voltage	Output Power (W)	Output Current (A)	GPOs	Weight (kg)
ED-IV4012	12	400	1.74	1	1.1
ED-IV1012	12	1000	4.3	1	2.9
ED-IV2012	12	2000	8.7	2	5.5

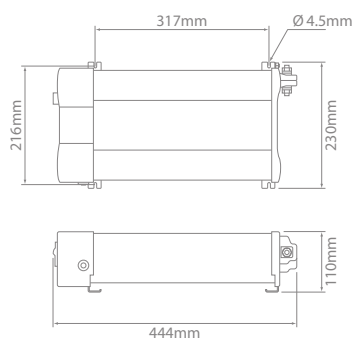


Fig 1

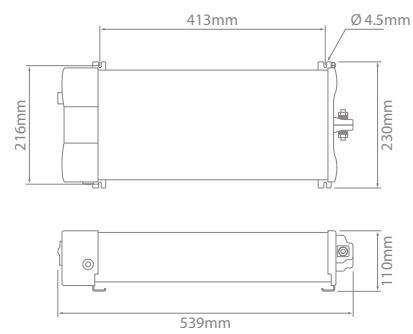


Fig 2

Pure Sine Wave Inverters – LCD Panel

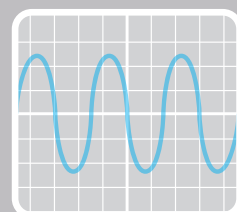
Part No.	Input Voltage	Output Power (W)	Output Current (A)	GPOs	Weight (kg)	Fig
ED-IV2012X	12	2000	8.7	1	5.5	1
ED-IV2024X	24	2000	8.7	1	5.5	1
ED-IV2612X NEW	12	2600	11.3	1	7	2

Pure Sine Wave

Pure sine wave inverters produce current that is close to grid AC output.

There are many advantages to pure sine wave inverters over others:

- Reliably powers devices that will not work with modified sine wave inverters.
- Very low harmonic distortion and clean power similar to utility supplied electricity.
- Inductive loads like microwaves and motors run faster, quieter and cooler.
- Reduces audible and electrical noise in fans, fluorescent lights, audio amplifiers, TV, fax and answering machines.
- Prevents crashes in computers, weird print outs and glitches in monitors.



ED-3REM



ED-BC4012

- Selectable outputs for different battery types.
- 4 stage charging controls:
 - Bulk.
 - Absorption.
 - Float.
 - Maintenance.
- Output current controlled via front keypad.
- Priority charge function on bank 1.
- Selectable Night Mode for silent operation.
- Optional LCD panel for remote control and monitoring.
- Transient, short circuit, over voltage & over temperature protected.
- 12V & 24V models available.
- 5-year warranty.

Input Voltage : 90–265VAC
Frequency : 50–60Hz
Output Circuits : 3*
Battery Types : Flooded, Lithium, AGM/GEL
Approvals : C-Tick, AS/NZS 60335.2.29
Operating Temperature : -20°C to 60°C

*1 fully independent, 2 common with diode isolation



ED-BC4012



3 output banks with priority charge function on bank 1

Optional LCD panel for remote control and monitoring

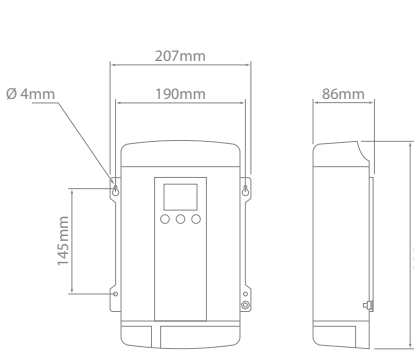


Fig 1

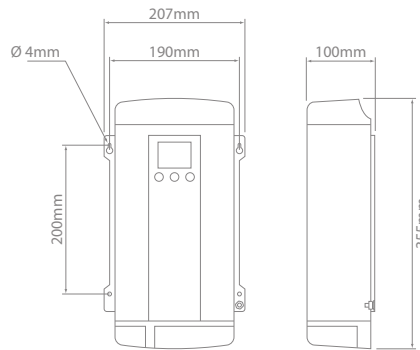


Fig 2

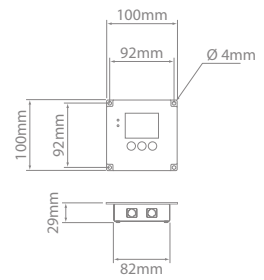


Fig 3

AC to DC Battery Chargers

Part No.	Model	Output Current (A)	Output Voltage (DC)		Weight (kg)	Fig
			Min	Max		
ED-BC2012	12V	20	14.2	15.5	2.4	1
ED-BC3024	24V	30	28.4	31.0	4.0	2
ED-BC4012	12V	40	14.2	15.5	2.6	1
ED-BC6012	12V	60	14.2	15.5	4.0	2
ED-3REM	Optional LCD remote panel with 7.3m cable					3

- Multi-stage charging controls.
- Transient, short circuit, over voltage & over temperature protected.
- Compatible with flooded cell, lithium and AGM/GEL batteries.
- NGBC series & REC2410-30NG encapsulated for enhanced resistance to vibration and humidity.
- LED status indicator supplied with select models.
- BC-2412-10 incorporates internal resettable fuse.
- ED models features solar input capability.
- ED models includes temperature sensor for more accurate battery charging.
- 2 or 5-year warranty.



ED-DCBC4012



VDBC1224-20

Output Circuits : 1
 Inputs : 1 x Battery
 ED Models 1 x Battery & Solar
 Battery Types : Flooded, Lithium, AGM/GEL
 Approvals : C-Tick
 Operating Temperature : -20°C to 60°C

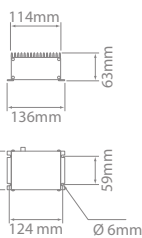


Fig 1

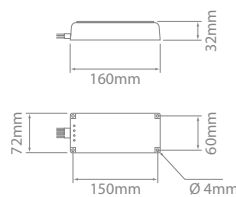


Fig 2

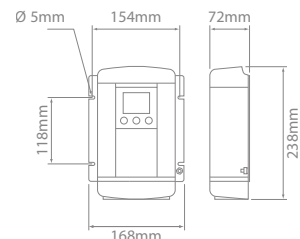


Fig 3

DC to DC Battery Chargers

Part No.	Output Current (A)	Input Voltage (DC)	Nominal Output Voltage (DC)	Weight (kg)	Alternate Functions ^Δ	Fig
BC-2412-10	10	24	12	0.7	—	1
VDBC1224-20	20	12	24	0.6	Voltage Doubler	2
REC2412-30NG	40	22 – 30	12	0.6	Voltage Reducer/Equaliser	2
ED-DCBC3024	30	12/24	24	1.8	MPPT Solar 14-45V	3
ED-DCBC4012	5-50*	12/24	12	1.8	MPPT Solar 14-45V	3

* User selectable.

^Δ Alternate functions must be set prior to installation.



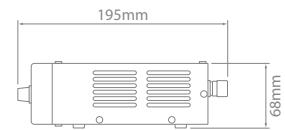
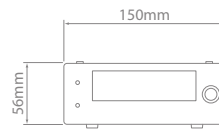


- Adjustable output voltage.
- Light & portable.
- Internal cooling.
- LED status indicators.
- Transient, short circuit, over voltage & over temperature protected.



Approvals :
Operating Temperature :

CE, C-Tick
0°C to 80°C



Power Supply

Part No.	Output Current (A)	Input Voltage (AC)	Output Voltage (DC)	Weight (kg)
RPS3800	15 – 17.4	90 – 125 / 200 – 240	0 – 24*	1.1

* User selectable.

- Integrated accelerometer for pitch & roll measurements.
- 3 stage configurable warning and alarm.
- Internal buzzer.
- Multi-voltage.
- Full colour display.
- Compact size.
- Made in Australia.



Voltage : 9-36V
 Body : ABS
 Connector : 1.9m lead to cigar plug
 Weight : 90g
 Approvals : CE, C-Tick
 Operating Temperature : -40°C to 85°C

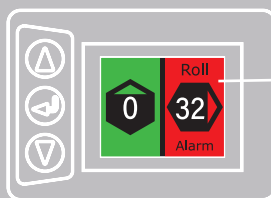
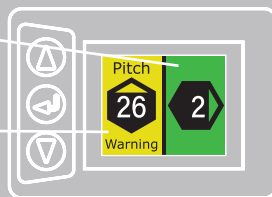


Pitch & Roll

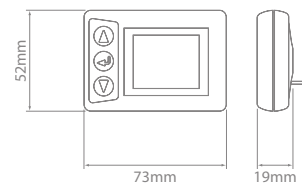
Digital inclinometer incorporates a 3 stage visual and audible warning for a vehicle's pitch and roll, each warning stage can be user configured.

Stage 1 – Green
 Safe Range, no alarm.

Stage 2 – Yellow
 Slow beeping.



Stage 3 – Red
 Fast beeping.



Digital Inclinometer

Part No.
HMDS0400

Supplied with mounting bracket and hardware.





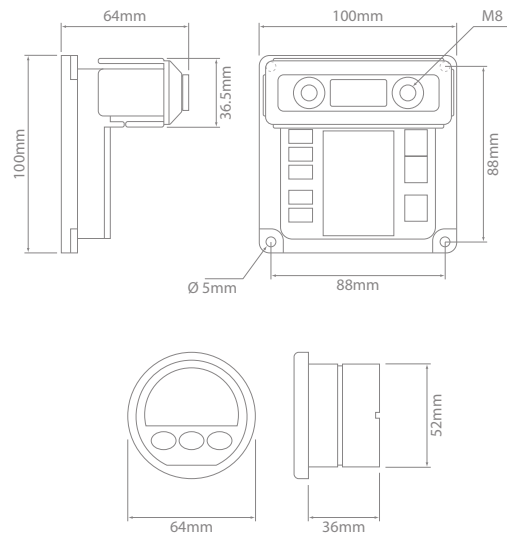
Made in Europe 5Yrs 7V 70V CE

- Complete battery status information at a glance (% , V , A , Ah , W , h:m , °C).
- Supports up to three battery banks (12V, 24V and 48V).
- Very simple 'Plug and Play' installation.
- Programmable alarm contact.
- All wiring included (excluding battery cables).
- Compatible with lead based and lithium batteries (LiFePO4).
- The inputs for battery bank 2 and 3 can also be configured for other purposes – keyswitch input, mid-point voltage measurement, setup lock or backlight control.
- Measure DC currents up to 600A (500A continuous) and voltages up to 70VDC.
- 5-year warranty.
- Made in Europe.

Supply Voltage :		7-70VDC
Input Voltage :	Main Battery	7-70VDC
	Auxiliary Battery(s)	1-70VDC
Current :		10mA @ 12V
Battery Capacity :		10-10,000Ah
Approvals :		CE
Operating Temperature :		-20°C to 50°C



Supplied with rubber blanks for unused input ports



Battery Monitor Plus Kit

Part No.	Kit contents:	
ED-EN55050	1 x Control & Display Unit (CDU)	6 x Rubber port blanks
	1 x Intelligent Shunt Module	1 x User manual
	1 x Fused supply cable	1 x Installation guide
	1 x Shunt to CDU cable	

Control & Display Unit

(actual size)

Large circular bar graph clearly shows battery charge at a glance. Smart display animations indicate whether the battery is being charged or discharged and by which intensity.



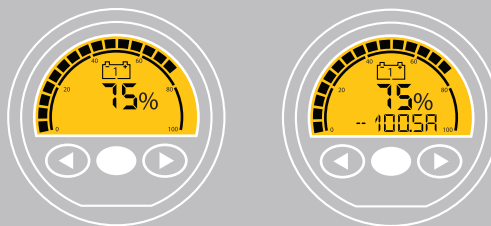
Compact round Control & Display Unit with splash proof front panel, large backlit display and only 36mm installation depth.

Permanent large digit battery state of charge (%) indicator.

Second parameter row allows an additional parameter to be shown. During setup, this row will also show a clear textual explanation of each function.

Simple three button interface allows easy parameter readout selection in normal operating mode and intuitive navigation through the setup menus.

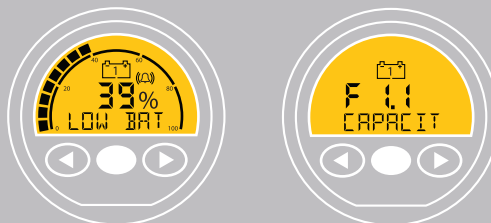
Normal operating mode (second parameter row disabled).



Second parameter row can display:

- Volts
- Amperes
- Watts
- Maintenance hours
- Temperature
- Ampere hours
- Time remaining

Alarm icon and scrolling explanation. An audible alarm can also be enabled.



Scrolling text clearly explains functions during setup.

Intelligent Shunt Module

Special fiber reinforced base material offers excellent high temperature properties, good chemical resistance and high strength.

Voltage sense input for (main) battery bank 1. Also positive supply input for ePRO Plus.

Voltage sense inputs for battery banks 2 and 3. Or assignable to other functions.

Potential free 5A/30VDC (1A/70VDC) programmable alarm relay contact to control external equipment.



Stainless steel studs, nuts and washers for optimal corrosion resistance.

Ultra low loss custom made shunt module can handle 500A continuously.

Dual QLINK port for connection to the Control & Display Unit or other accessories.

Input port for optional battery temperature sensor.

Multi purpose indicator provides status, error and battery charge information (3 colours).





IHM01



SY15186

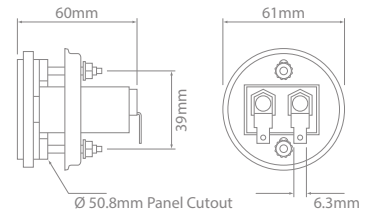
- Sealed case.
- Multi-voltage.
- Transient voltage & reverse polarity protected.
- IHM01 aluminium bezel.
- 6 digit display.
- Running indicator.
- 4mm numeral height.
- Shock & vibration resistance.
- Quartz accuracy.
- Made in North America.



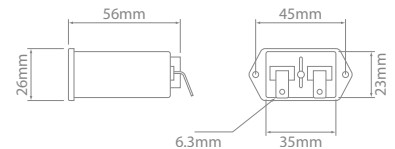
Voltage :	10–80V
Current Draw :	0.16A
Shock :	55G
Vibration :	20G max. rms 10 – 80Hz
Case :	Black Polymer
Wire Length :	390mm
Type :	Electromechanical
Accuracy :	+/- 0.02%
Approvals :	CE, RoHS
Operating Temperature :	-40°C to 85°C



IHM01



SY15186



Hour Meter Kits


Part No.	Lens	Kit contents:
IHM01	Glass	1 x Display 1 x Mounting hardware 1 x Wiring harness – 390mm
SY15186	Plastic	1 x Display 1 x Mounting hardware

- Microprocessor technology – no time delay.
- 12V and 24V models available.
- Incorporates override function for manual control.
- In-cab control & indication.
- 2 axle 12A output capability.
- EBC series plug & play installation.
- Detachable mounting bracket.
- 2-year warranty.

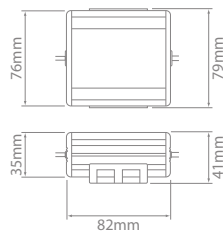


2Yrs

Axles : 2
 Approvals : RBC Series C-Tick



EBC-12,
EBC-24



RBC-24



Brake Controllers

Part No.	Voltage	Weight (kg)
EBC-12	12	0.3
EBC-24	24	0.3
RBC-24	24	0.2

